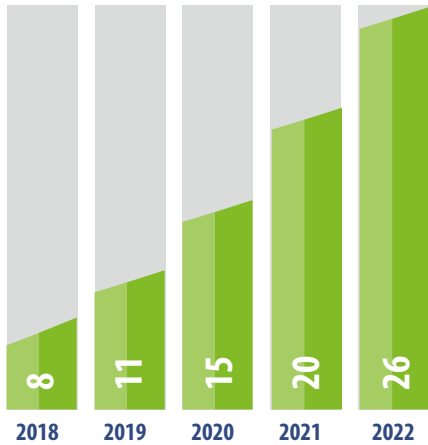


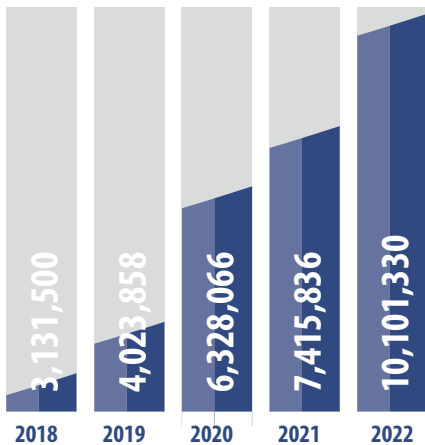

**ACTIVE
GRANT PROJECTS**



32 total grants have been awarded. Chart shows cumulative number of FRC grantees that have installed equipment and are operating foam PS recycling programs through the end of 2022.



**INCREASE IN ACCESS TO
FOAM RECYCLING PER YEAR**



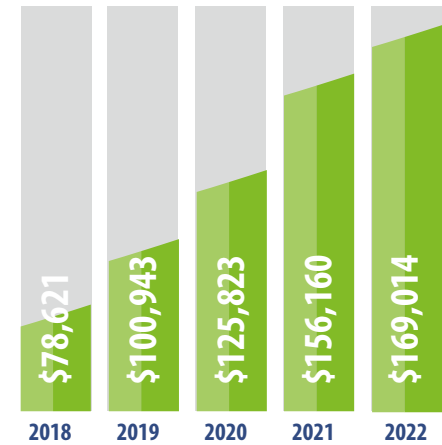
Additional population that have access to foam recycling based on active FRC grant projects.



**Impact of Foam PS
Recycling Grants
in North America**

FPI's Foam Recycling Coalition has awarded grants across North America to increase the recycling of foam polystyrene. The data here summarizes the impact of the grants that have been implemented from 2018 through 2022. FRC began awarding grants in 2015. For more details, please visit www.RecycleFoam.org.

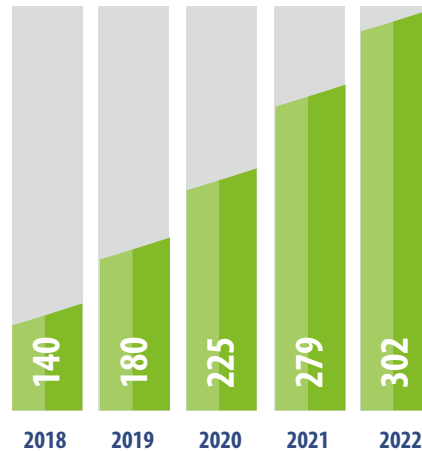

**VALUE OF FOAM
RECYCLED PER YEAR (\$USD)**



Market value of densified post-consumer foam PS packaging collected by grantees



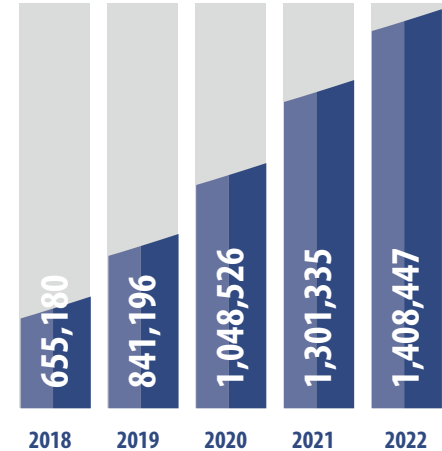
**LANDFILL SPACE SAVED PER YEAR
(53FT TRAILER LOADS)**



Volume of foam converted to an equivalent number of tractor trailer loads. 53 ft trailer = 3,816 cubic feet, non-densified foam = 1.30lb./ cubic ft.



**TOTAL WEIGHT OF FOAM
RECYCLED PER YEAR (LBS)**



Reported weight collected for recycling from active grantees.